

Staff demographics data...

Data gathered from NHS Electronic Staff Record (ESR) - NENC ICB, circa 660 colleagues July 2024.
We gather and publish this data anonymously in line with the Public Sector Equality Duty.

Disability:



Yes **6%**

No **56%**

Not declared/
Prefer not to
answer/Unspecified **38%**

Marital Status:



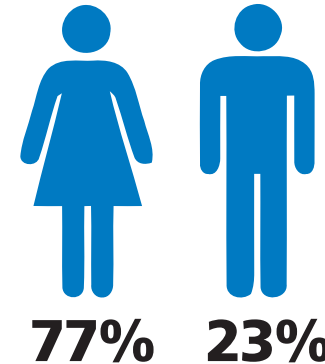
- 65%** Married/
Civil Partnership
- 10%** Divorced/Separated
- 21%** Single
- 4%** Unknown/unspecified
- 1%** Widowed

Ethnicity:



- 91%** White
- 3%** Asian
- 1%** Black
- 1%** Chinese
- 1%** Mixed
- 1%** Other
- 3%** Not stated/unspecified

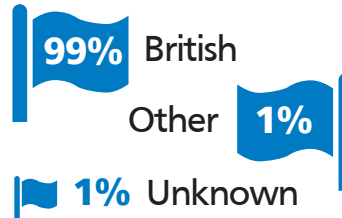
Gender:*




Age range:

- 1%** Under 25 yrs
- 34%** 26-45 yrs
- 61%** 46-65 yrs
- 4%** 66+ yrs

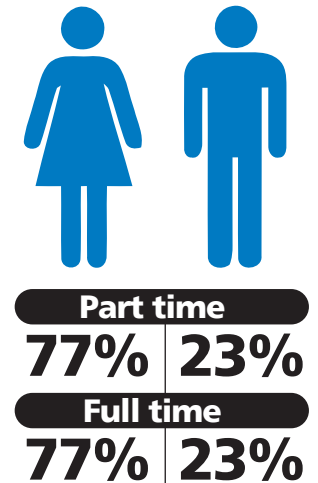
Nationality:



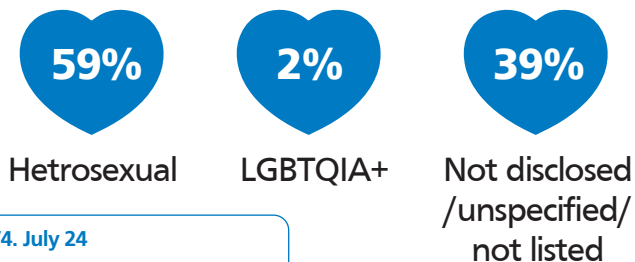
Pay band / Gender:*



Employee contract / Gender:*



Sexual orientation:



Religion:

- 34%** Christianity
- 15%** Atheism
- 45%** Not disclosed / unspecified
- 6%** Other

V4. July 24

Alternative versions of this document available on request.

*NHS ESR used to collect data only allows for male or female categories, limiting our ability to gather data on other gender identities.