

# Staff demographics data...



North East and  
North Cumbria

Data gathered from NHS Electronic Staff Record (ESR) - NENC ICB, circa 1054 colleagues May 2025, including TUPE transferred NECS staff. We gather and publish this data anonymously in line with the Public Sector Equality Duty. The next workforce demographic update will be published from 31 March 2026 data and updated at least annually.

## Disability:



Yes **7%**

No **69%**

Not declared/  
Prefer not to  
answer/Unspecified  
**24%**

## Marital Status:




- 60%** Married/  
Civil Partnership
- 9%** Divorced/Separated
- 25%** Single
- 5%** Unknown/unspecified
- 1%** Widowed

## Ethnicity:



- 92%** White
- 3%** Asian
- 1%** Black
- 0.3%** Chinese
- 1%** Mixed
- 0.2%** Other
- 2%** Not stated/unspecified

## Gender:\*

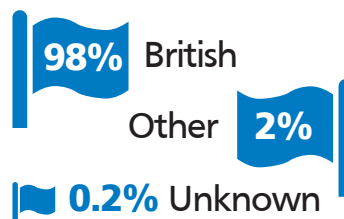


**79%** **21%**


## Age range:

- 3%** Under 25 yrs
- 56%** 46-65 yrs
- 38%** 26-45 yrs
- 3%** 66+ yrs

## Nationality:




## Pay band / Gender:\*



**Bands 2-7**  
**86%** **14%**

**Bands 8-9 / Other**  
**63%** **37%**

## Employee contract / Gender:\*



**Part time**  
**87%** **13%**

**Full time**  
**77%** **23%**

## Sexual orientation:



Hetrosexual



LGBTQIA+



Not disclosed  
/unspecified/  
not listed

## Religion:

- 41%** Christianity
- 18%** Atheism
- 34%** Not disclosed/  
unspecified
- 7%** Other

V7. May 25

Alternative versions of this  
document available on request.

\*NHS ESR used to collect data only allows for male or female categories, limiting our ability to gather data on other gender identities.