

# Staff demographics data...

Data gathered from NHS Electronic Staff Record (ESR) - NENC ICB, circa 710 colleagues March 2025. We gather and publish this data anonymously in line with the Public Sector Equality Duty. The next workforce demographic update will be published mid-2025 and updated at least annually.

## Disability:



Yes **6%**

No **61%**

Not declared/  
Prefer not to  
answer/Unspecified  
**33%**

## Marital Status:



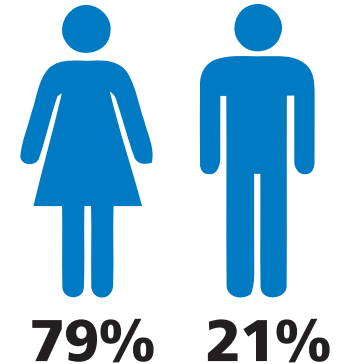
- 62%** Married/  
Civil Partnership
- 10%** Divorced/Separated
- 22%** Single
- 5%** Unknown/unspecified
- 1%** Widowed

## Ethnicity:



- 93%** White
- 3%** Asian
- 1%** Black
- 0.1%** Chinese
- 1%** Mixed
- 0.1%** Other
- 2%** Not stated/unspecified

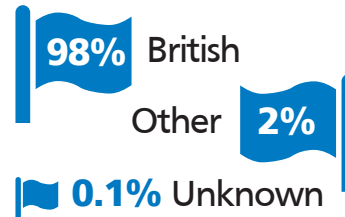
## Gender:\*




## Age range:

- 2%** Under 25 yrs
- 59%** 46-65 yrs
- 35%** 26-45 yrs
- 4%** 66+ yrs


## Nationality:



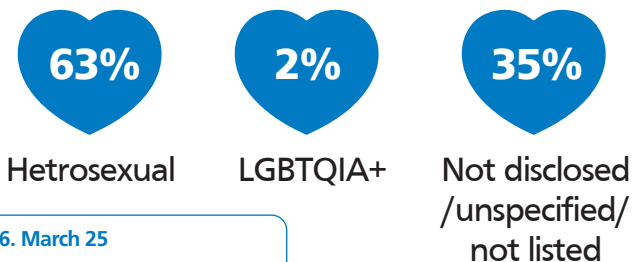
## Pay band / Gender:\*



## Employee contract / Gender:\*



## Sexual orientation:



## Religion:

- 36%** Christianity
- 17%** Atheism
- 42%** Not disclosed/  
unspecified
- 6%** Other

V6. March 25

Alternative versions of this  
document available on request.

\*NHS ESR used to collect data only allows for male or female categories, limiting our ability to gather data on other gender identities.