

# Staff demographics data...

Data gathered from NHS Electronic Staff Record (ESR) - NENC ICB, circa 800 staff July 2023.  
We gather and publish this data anonymously in line with the Public Sector Equality Duty.

## Disability:



Yes **4%**

No **52%**

Not declared/  
Prefer not to  
answer/Unspecified **44%**

## Marital Status:




- 63%** Married/  
Civil Partnership
- 9%** Divorced/Separated
- 22%** Single
- 5%** Unknown/unspecified
- 1%** Widowed

## Ethnicity:



- 89%** White
- 3%** Asian
- 0.4%** Black
- 0.4%** Chinese
- 1%** Mixed
- 0.3%** Other
- 6%** Not stated/unspecified

## Gender:\*

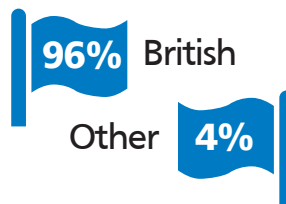


**77%** **23%**


## Age range:

- 6%** Under 30 yrs
- 47%** 31-50 yrs
- 43%** 51-65 yrs
- 3%** 66-70+ yrs

## Nationality:




## Pay band / Gender:\*



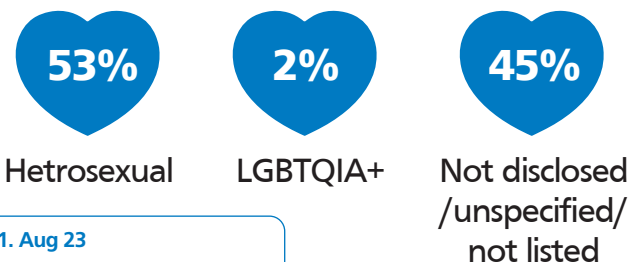
**Bands 2-7**  
**41%** | **4%**  
**Bands 8-9 / Other**  
**36%** | **18%**

## Employee contract / Gender:\*



**Part time**  
**30%** | **9%**  
**Full time**  
**48%** | **14%**

## Sexual orientation:



## Religion:

- 31%** Christianity
- 12%** Atheism
- 52%** Not disclosed/unspecified
- 5%** Other

V1. Aug 23

Alternative versions of this document available on request.

\*NHS ESR used to collect data only allows for male or female categories, limiting our ability to gather data on other gender identities.