


Staff demographics data...

North East and North Cumbria

Data gathered from NHS Electronic Staff Record (ESR) - NENC ICB, circa 800 colleagues March 2024.
We gather and publish this data anonymously in line with the Public Sector Equality Duty.

Disability:



Yes **5%**

No **48%**

Not declared/
Prefer not to
answer/Unspecified **47%**

Marital Status:



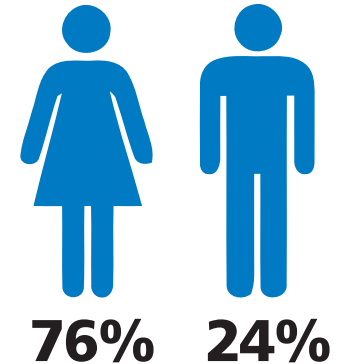
- 64%** Married/
Civil Partnership
- 8%** Divorced/Separated
- 22%** Single
- 5%** Unknown/unspecified
- 1%** Widowed

Ethnicity:



- 88%** White
- 3%** Asian
- 1%** Black
- 1%** Chinese
- 1%** Mixed
- 1%** Other
- 7%** Not stated/unspecified


Gender:*



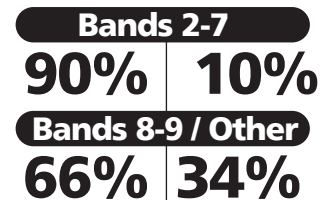

Age range:

- 3%** Under 25 yrs
- 32%** 26-45 yrs
- 61%** 46-65 yrs
- 4%** 66+ yrs

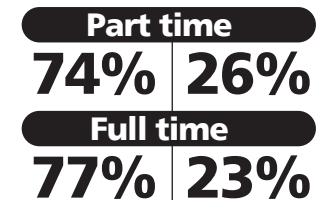

Nationality:



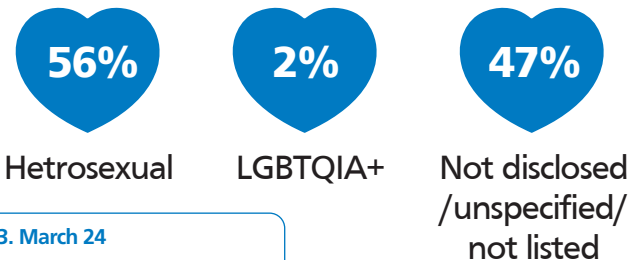
Pay band / Gender:*



Employee contract / Gender:*



Sexual orientation:



Religion:

- 30%** Christianity
- 11%** Atheism
- 54%** Not disclosed/unspecified
- 5%** Other

V3. March 24

Alternative versions of this document available on request.

*NHS ESR used to collect data only allows for male or female categories, limiting our ability to gather data on other gender identities.